

Is your household ready?


Essential!

Make sure you have 3 days of water and food supplies!

Be sure to have water and long-life food saved up so you do not need to go shopping during heavy rain. In the case of a large earthquake, water and food supplies are essential. After a large earthquake, help won't arrive from outside for 3 days, so prepare 3 days' worth of supplies.

Water 9 liters x No. of people per household

Each person needs 3 liters of drinking water per day (4 person household = 9 liters x 4 people)



Always keep your fridge and pantry full!

Buy lots of groceries, eat the oldest produce first, and buy more as soon as you run out.

Always keep a "new stockpile" in your house.

Food Supply It's OK to use what you eat every day!

Please store food that you can eat without cooking

- Retort pouches (okayu, zosui, stew, etc.)
- Canned, bottled food



Have you got it ready yet?

Your emergency bag

Prepare a backpack filled with things that you would need in a power/water outage, or if you need to evacuate quickly. Place the bag near the entrance of your home.

- Portable battery charger and cable
- Batteries
- Handheld radio
- Flashlight
- Wet wipe tissues
- Emergency toilet
- Whistle (to call for help)

Things you might need

- * Some water and snacks
- * Baby milk, diapers
- * Your regular medicine
- * Contact lens (or spare glasses)
- * Menstrual products
- * Tissues * Masks
- * Thermometer
- * Alcohol-based sanitizer



You can find everything at ¥100 shops and home improvement centers!

A backpack is best because it leaves your hands free!

Heading into the rainy season, it is common for heavy rain to fall. In summer there is the ongoing danger of heavy rain, including typhoons and sudden rain.

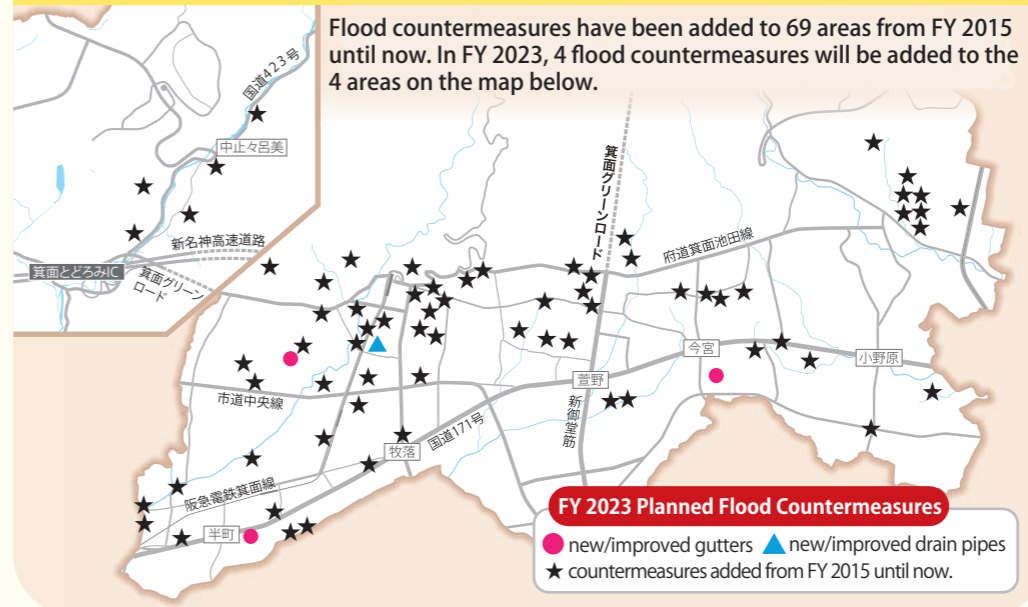
In 2014 there was a series of heavy rain and typhoons that caused landslides, flooded water channels, and flooded gutters around Minoh City. This meant many citizens had to evacuate. The city put emergency flood countermeasures in place across the 17 damaged areas. To prepare more flood countermeasures, a flood simulation was held for the whole city. In FY 2016, the "City Flood Prevention Development Guidelines" were created for 54 areas around Minoh City.

Since FY 2017, we have been putting flood countermeasures in place (in order of flood risk level) based on these guidelines. We are also adding flood countermeasures to 5 areas that were damaged by heavy rain in FY 2020, and 1 area in FY 2021.

Please take heavy rain countermeasures as soon as possible at home, e.g. cleaning gutters if they are blocked.

In Minoh City

Flood countermeasures have been added to 69 areas (90%) over the city! In FY 2023, 4 more areas will be added



Flood countermeasures have been added to 69 areas from FY 2015 until now. In FY 2023, 4 flood countermeasures will be added to the 4 areas on the map below.

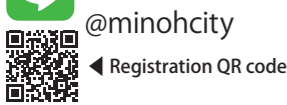
When the rain continues to fall...

Get information from Minoh City!

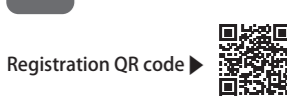
In heavy rain, typhoons, and other disasters,

Tackey 816 repeatedly broadcasts emergency information!

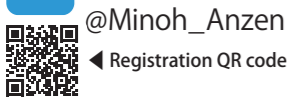
Citizen Safety Alert LINE



Citizen Safety Alert Email



Citizen Safety Alert Twitter



Easy way to use the Citizen Safety Alert Email

You can choose which type of safety alerts you receive.

- Evacuation alerts for typhoons, heavy rain, etc.
- Alerts on scams, suspicious behavior
- Lightning strike alerts
- English version of the Citizen Safety Alert Email

If you haven't registered yet, please do so. If you have already registered, we apologize for the inconvenience and ask that you cancel your registration and sign up again to be able to choose which alerts you would like to receive.

If a serious disaster that may harm citizens occurs, Minoh City will set up a Disaster Response Headquarters, where urgent information will be broadcasted through Tackey 816 (FM 81.6). Please always bring a portable radio with you in times of disaster. Some smartphones may be able to tune in.

※ Information is broadcast periodically in English.

For City Evacuation information, etc. check...

Tackey 816 (FM 81.6), the Citizen Safety Alert LINE/Email/Twitter, the City Website emergency information, and the public address system (located in parks, etc.).

The public address speaker system broadcast is one way to communicate information in the event of a disaster. You cannot hear it inside buildings. Also, you may be unable to hear it depending on your situation (e.g. if there is strong wind or rain), so please tune into **Tackey 816 (FM 81.6)**.

Do not go outside! Danger!

It is extremely dangerous to check on rice fields, water channels, reservoirs, etc. during a typhoon or heavy rain.



In the news, you often hear about elderly people who go missing in typhoons and heavy rain. Most of these cases are due to these people going outside to check on their rice fields, water channels, reservoirs, and other places used in farming. Every year across the country there are instances of elderly people dying from falling when clearing water channels etc. in heavy rain. Even if you think you will be fine, you must not go outside in a typhoon or heavy rain. If there is someone with you who is trying to go outside no matter what, join together with others to stop them from leaving. If for some reason you are in a situation when you absolutely must go outside to check something, go together in a group with other people.

For Families Check these points and get ready for the rain as early as possible!

Are there leaves or garbage blocking the gutters around your house?

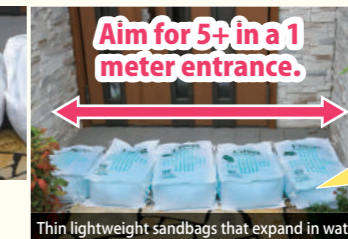
Having leaves, branches, or garbage stuck in your gutter causes water to start to overflow. A blockage in one place causes the whole surrounding area to flood, so it will not only damage your home, but your entire neighborhood.

Once the rain starts to fall it is already too late to do anything. Make sure to check the gutters around your house, and keep them free from leaves, branches, garbage, and anything else that might block them.



Prepare sandbags!

A good thing to prepare is sandbags in areas that may flood, such as the entrance to your house. Home improvement centers sell thin lightweight sandbags that expand when they come into contact with water. The number of bags needed to prevent flooding is 5+ regular-size bags (60 x 40cm) per meter.



Aim for 5+ in a 1 meter entrance.



It's easy, just soak it in water!